

PROJECT: _____

SCHEDULE: _____ DATE: _____

PREPARE BY: _____

NOTES: _____

CSL COMMERCIAL STRIP LIGHT

DESCRIPTION

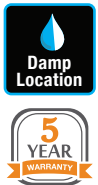
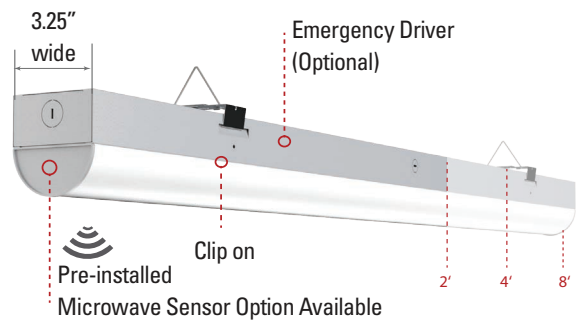
naturaLED® CSL provides the perfect solution for your lighting needs. The LED commercial strip light maximizes energy savings and is designed for multiple applications including new construction. This fixture can be used for warehouse, parking garages, stairwells, offices, hallways and many other applications in industrial and commercial. Types of installation include ceiling, wall, or cable mounting. Our commercial strip light is very versatile, efficient and is available up to 10,000 Lm, with option and availability for pre-installed Bi-level motion sensor.

APPLICATIONS

Warehouse, Retail, Parking Garage, Stairwell and Hallways, Storage Lighting

FEATURES

- DLC Standard
- Damp Location
- ETL Listed
- ColorTemp: 3000K, 4000K, 5000K
- Voltage: 120-277V
- Surge Protection: 4KV
- Beam Angle: Flood
- Dimmable: 1-10V
- CRI >80
- Operating temperature: -22°F - 122°F
- Easy Installation Clip-On
- Material: Steel and PC lens
- Available in 2', 4' or 8' length
- Warranty: 5-Year
- Optional Accessories for Purchase: Motion Sensor, Emergency Driver, Wireguard, Step-Down Driver



*Available in 2-ft, 4-ft, & 8-ft of length

Rated Life Hours 50,000
Warranty 5 Years

ACCESSORIES

	Motion Sensor
	Emergency Drivers
	Wireguard
	Aircraft cable
	Step Down Driver

SAMPLE NUMBER LED-FXCSL35/48FR/840/MV-SEN

STYLE	FAMILY	SERIES	WATTAGE	LENGTH/LENS	CRI/COLOR TEMP	VOLTAGE	ACCESSORY
LED	FX	CSL	35	48FR	840	MV	SEN
LED Lighting	Fixture	Commercial Strip Light	35 Watt	48-inch Frosted	CRI 80 4000K	Multiple Voltage	Sensor



COMMERCIAL STRIP LIGHT

CEILING & AREA LUMINAIRES

ORDERING

*P= Premium DLC / *S = Standard DLC

Watts (W)	Ordering Code	Description	CCT (K)	Lumens (Lm)	Size	Equiv. Wattage (W)	Damp Location	DLC (S/P)
34	9345	LED-FXCSSL35/48FR/850/MV-SEN	5000K	5,481	3.25"x48"	3x32W(T8)	•	S
20	9259	LED-FXCSSL20/24FR/840/MV	4000K	3,283	3.25"x24"	3x17W(T8)	•	S
20	9260	LED-FXCSSL20/24FR/850/MV	5000K	3,346	3.25"x24"	3x17W(T8)	•	S
34	9263	LED-FXCSSL35/48FR/840/MV	4000K	5,417	3.25"x48"	3x32W(T8)	•	S
42	9265	LED-FXCSSL42/96FR/840/MV	4000K	6,657	3.25"x96"	4x32W(T8)	•	S
43	9266	LED-FXCSSL42/96FR/850/MV	5000K	6,823	3.25"x96"	4x32W(T8)	•	S
54	9268	LED-FXCSSL56/96FR/850/MV	5000K	8,651	3.25"x96"	5x32W(T8)	•	S

ACCESSORIES (Ordered Separately)

Emergency Driver



7334 BAEM15-48BC/MV-A
(Emergency Backup Driver 120-277V.
For Item #9268)



7336 BAEM4-60BC/MV-A
(4W CEC Compliant Emergency Driver 120-277V)

Motion Sensor



P10234 SEN-MC605V-D
(Microwave Motion Sensor 0-10V)

Aircraft Cable



(10-ft - 1pc)
P10144 MT-ACC-10FT
(10-ft Air Craft Cable)



(4-ft -2 pcs)
P10147 MT-ACC-4FT
(4-ft Air Craft Cable)

Wireguard



(2-ft)
P10250 WG-CSL/24/WH
(Wireguard for 2-ft)

(4-ft)
P10251 WG-CSL/48/WH
(Wireguard for 4-ft)

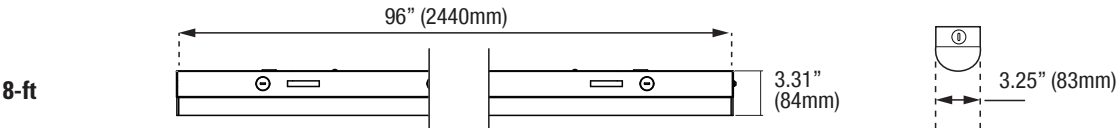
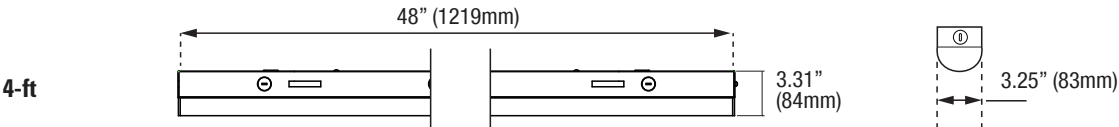
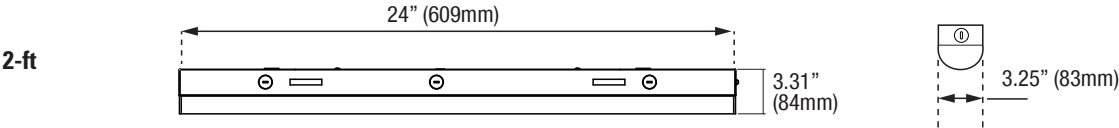
(8-ft)
P10251 WG-CSL/48/WH (x2pcs)
(Wireguard for 8-ft)



COMMERCIAL STRIP LIGHT

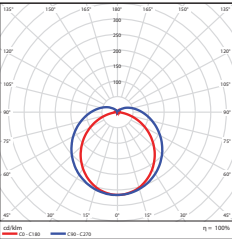
CEILING & AREA LUMINAIRES

DIMENSIONS



PHOTOMETRICS CHART

20 Watt - 2'

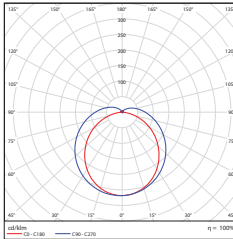


Illuminance at a Distance

Center Beam Fc	Beam Width
3.3ft	77.1 fc
6.7ft	18.7 fc
10.0ft	8.40 fc
13.3ft	4.75 fc
16.7ft	3.01 fc
20.0ft	2.10 fc

Vert. Spread: 107.1°
Horiz. Spread: 141.0°

35 Watt - 4'

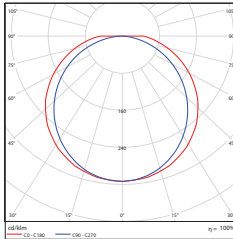


Illuminance at a Distance

Center Beam Fc	Beam Width
3.3ft	133 fc
6.7ft	32.3 fc
10.0ft	14.5 fc
13.3ft	8.21 fc
16.7ft	5.21 fc
20.0ft	3.63 fc

Vert. Spread: 107.1°
Horiz. Spread: 139.2°

42 Watt - 8'

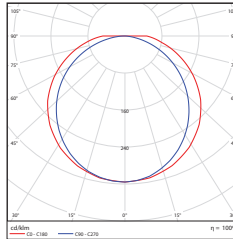


Illuminance at a Distance

Center Beam Fc	Beam Width
3.3ft	171 fc
6.7ft	41.4 fc
10.0ft	18.5 fc
13.3ft	10.5 fc
16.7ft	6.67 fc
20.0ft	4.65 fc

Vert. Spread: 126.8°
Horiz. Spread: 110.4°

56 Watt - 8'



Illuminance at a Distance

Center Beam Fc	Beam Width
3.3ft	219 fc
6.7ft	53.1 fc
10.0ft	23.8 fc
13.3ft	13.5 fc
16.7ft	8.55 fc
20.0ft	5.96 fc

Vert. Spread: 126.8°
Horiz. Spread: 109.0°

PACKAGE

Case Qty 1 pc

