

HBR HIGH BAY ROUND IP66

DESCRIPTION

naturaLED® Round Highbay comes with an IP66 rating making it water and dust resistant. These fixtures are uniquely designed for multiple applications such as, warehouses, retail stores, gymnasiums, factories and more. Our round highbays are compact, lightweight and have an adjustable pre-installed hook design so perfect for replacing traditional HID up to 1000 watt or linear 4 & 6 tube fluorescent highbay fixtures. We have several accessory options such as 120-degree lens, 11" Polycarbonate Refractor that are ideal for retail applications in addition to a motion sensor that is programmable with a remote controller.

APPLICATIONS

Retail, Warehouse, Gymnasium, Industrial Facility, Architectural, Commercial Lighting

FEATURES

- DLC Premium
- IP66 Rated
- ETL / ETL Sanitation Listed
- Selectable Wattages (277-480V)
- ColorTemp: 5000K
- Voltage: 120-277V, 277-480V
- Power Factor: >0.9
- Surge Protection: 4KV
- Beam Angle: 90°
- Dimmable: 0-10V (only with sensor)
- CRI: >80
- Operating temperature: - 22°F - 122°F
- Available in 11", 15" diameter
- Corrosion resistant powder coating
- Available beam angle: 120° as optional accessory
- Hook included and 6-foot SO cord for easy installation
- Material: Die-cast aluminum
- 5Year Warranty
- Optional for Purchase: Refractor, Lens, Sensor Remote Control, Pendant Mount

SAMPLE NUMBER FX11HBR100/90/850/WH/IP66

FAMILY	DIAMETER	SERIES	WATTAGE	BEAM ANGLE	CRI/COLOR TEMP	COLOR	RATINGS
FX	11	HBR	100	90	850	WH	IP66
Fixture	11-inch	HighBay Round	100 Watt	90°	CRI 80 5000K	White (BK) Black	IP66 Rated

PROJECT: _____

SCHEDULE: _____ DATE: _____

PREPARE BY: _____

NOTES: _____



Available in 347V



Rated Life Hours 50,000
Warranty 5 Years

ACCESSORIES

- Polycarbonate Refractor
- Aluminum Refractor
- Lens
- Sensor/ Remote Controller
- Pendant Mount
- Motion & Photocell Sensor



HIGH BAY ROUND IP66

HIGHLOW BAY & AREA LUMINAIRES

*P= Premium DLC / *S = Standard DLC

ORDERING

Watts (W)	Ordering Code	Description	CCT (K)	Lumens (Lm)	Diameter	Equip. Wattage (W)	Color	IP66 Rated	DLC (S/P)
100	9469	FX11HBR100/90/850/WH/IP66	5000K	15,321	11-inch	400	White	•	P
120	7165	FX15HBR200SW/90/850/BK/IP66480	5000K	18,000	15-inch	575-1000	Black	•	-
160				24,000					
200				30,000					

ACCESSORIES (Ordered Separately)

Polycarbonate Refractor



P10376 CVR-11HBR100-PC
(Refractor for 11" PC Polycarbonate)

P10434 CVR-15HBR200-PC
(Refractor for 15" PC Polycarbonate)

Aluminum Refractor

CVR-11HBR100-AL
(Cover-11" Aluminum Reflecto)

CVR-15HBR200-AL
(Cover-15" Aluminum Reflecto)

Sensors/ Controller



P10319 SEN-HD06VCRH
(Remote Programmable Motion Sensor 0-10V)



P10323 SEN-HD06R
(Remote Programmer for P10319)

Motion & Photocell Sensor



P10316 SEN-BRI-RC100
(Remote Programmer for P10371)



P10371 SEN-BRI619
(Recommended Height up to 40-ft)
(Remote/Dipswitch Programmable PIR Motion Sensor 0-10V Bi-Level Internal 12V-24V 2X Area Lens)

Lens



P10320 LENS-11HBR-120D-IP66
(Lens for 11" HBR 120°)

P10433 LENS-15HBR-120D-IP66
(Lens for 15" HBR 120°)

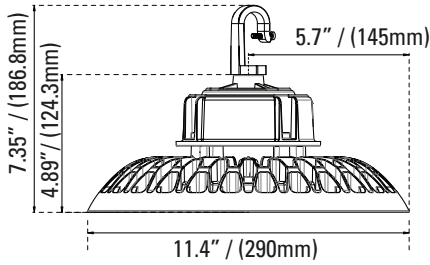
Pendant Mount



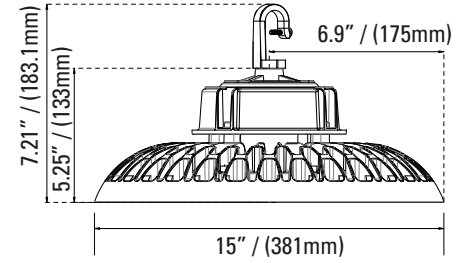
P10191 ADP-1/2-3/4NPT
(1/2" to 3/4" NPT Adaptor for Pendant Mount)

DIMENSIONS

11" -100 Watt
5.95-lbs

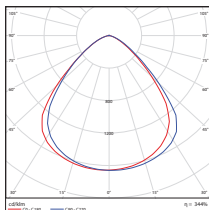


15" -200 Watt
8.53-lbs



PHOTOMETRICS CHART

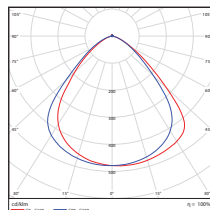
11" - 100 Watt
DLC Premium



Illuminance at a Distance		
Center Beam fc	Beam Width	
5.0ft	30.4 fc	10.3 ft 10.4 ft
10.0ft	76.1 fc	20.5 ft 20.7 ft
15.0ft	33.9 fc	30.8 ft 31.1 ft
20.0ft	19.0 fc	41.0 ft 41.5 ft
25.0ft	12.2 fc	51.3 ft 51.9 ft
30.0ft	8.46 fc	61.5 ft 62.2 ft

Vert. Spread: 91.5°
Horiz. Spread: 92.1°

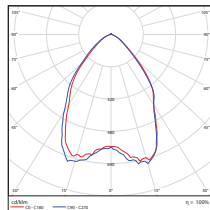
15" - 200 Watt
DLC Premium



Illuminance at a Distance		
Center Beam fc	Beam Width	
5.0ft	597 fc	10.1 ft 10.2 ft
10.0ft	149 fc	20.1 ft 20.3 ft
15.0ft	66.3 fc	30.2 ft 30.5 ft
20.0ft	37.3 fc	40.3 ft 40.6 ft
25.0ft	23.9 fc	50.4 ft 50.8 ft
30.0ft	18.6 fc	60.4 ft 60.9 ft

Vert. Spread: 90.4°
Horiz. Spread: 90.9°

11" w/Reflector- 100 Watt
DLC Premium



Illuminance at a Distance		
Center Beam fc	Beam Width	
3.3ft	685 fc	4.2 ft 5.2 ft
6.7ft	166 fc	8.6 ft 10.5 ft
10.0ft	74.6 fc	12.9 ft 15.7 ft
13.3ft	42.2 fc	17.0 ft 20.9 ft
16.7ft	26.8 fc	21.4 ft 26.2 ft
20.0ft	18.7 fc	25.6 ft 31.4 ft

Vert. Spread: 65.3°
Horiz. Spread: 76.3°

PACKAGE

Case Qty 1 pc

