

PROJECT: _____

SCHEDULE: _____ DATE: _____

PREPARE BY: _____

NOTES: _____

RL RETROFIT DOWNLIGHT CRI 80 CRI 90

DESCRIPTION

Our RL retrofit downlights are designed as energy-efficient lighting solution replacements for 50 watt and 90 watt incandescent lamps in the industry’s most popular 4-inch and 5/6-inch recessed downlight fixtures. Easy installation and certified Air-Tight, our retrofit recess cans are dimmable and come with built-in power connector. The torsion clips are adjustable to easily fit the recessed can at 5-inch or 6-inch. Optional color trims in Bronze, Chrome, and Black are available.



Rated Life 35,000/50,000 Hours
Warranty 3 / 5 Years

APPLICATIONS

Bathroom, Over Mirror, Accent, Residential, Hospitalityes

FEATURES

- Energy Star Certified
- For Damp Location
- Color Temp: 2700K, 3000K, 4000K, 5000K
- Voltage: 120V
- Powerfactor >0.9
- Dimmable
- Beam Angle: Flood
- CRI: 80 / CRI: 90
- Operating temperature: - 4°F - 104°F
- Uniform light distribution and consistent color
- Built-in power connector with adjustable torision clips
- Color: White
- 3 / 5 Year Warranty
- Optional for Purchase: GU24 Base, Trims

ACCESSORIES

	GU24 Base
	Trim Options
	E26 Base (Included)

SAMPLE NUMBER LED4RL9-54L930

STYLE	DIAMETER	SERIES	WATTAGE	LUMEN	CRI	COLOR TEMP
LED	4	RL	9	54L	9	30
LED Lighting	4 inch	Commercial Downlight	9 Watt	540 Lumens	CRI 90	3000K



DOWNLIGHT CRI80/CRI90

CEILING & AREA LUMINAIRES

ORDERING

Watts (W)	Ordering Code	Description	CCT (K)	Lumens (Lm)	Size	CRI	Equiv. Wattage (W)	Rated Hours/Warranty	Wet/Damp Location	Energy Star
9	7172	LED-4RL-56L40K	4000K	560	4"	80	50	35,000/3	D	•
9	7173	LED-4RL-56L50K	5000K	560	4"	80	50	35,000/3	D	•
9	7567	LED4RL-65L850	5000K	650	4"	80	60	50,000/5	W	•
9	7580	LED4RL-58L927	2700K	580	4"	90	60	50,000/5	W	•
9	7177	LED4RL-55L930	3000K	550	4"	90	60	35,000/3	D	•
10	7519	LED4RL-70L930-JA8	3000K	700	5/6"	90	65	35,000/3	W	•
9	7198	LED4RL-56L827CP (2pack)	2700K	650	4"	80	60	50,000/5	W	•
13	7199	LED6RL-88L827CP (2pack)	2700K	980	5/6"	80	90	50,000/5	W	•

ACCESSORIES (Ordered Separately)

P10029	ADP-RLGU24-N	GU24 Socket Adaptor for LED Recessed Retrofit Kit
P10057	RT-4RL-BK	Recessed Trim: 4-in recessed light (Black)
P10060	RT-6RL-BK	Recessed Trim: 5/6-in recessed light (Black)
P10058	RT-4RL-CH	Recessed Trim: 4-in recessed light (Chrome)
P10061	RT-6RL-CH	Recessed Trim: 5/6-in recessed light (Chrome)
P10082	RT-4RL-CH-WH	Recessed Trim: 4-in recessed light (Chrome/White)
P10083	RT-6RL-CH-WH	Recessed Trim: 5/6-in recessed light (Chrome/White)
P10059	RT-4RL-BZ	Recessed Trim: 4-in recessed light (Bronze)
P10062	RT-6RL-BZ	Recessed Trim: 5/6-in recessed light (Bronze)
P10084	RTS-4RL-WH	Recessed Trim: 4-in recessed light (White/Square)
P10085	RTS-6RL-WH	Recessed Trim: 5/6-in recessed light (White/Square)



TRIMS (Black, Chrome, Bronze, White and Square)

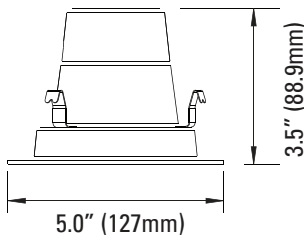
Emergency Driver



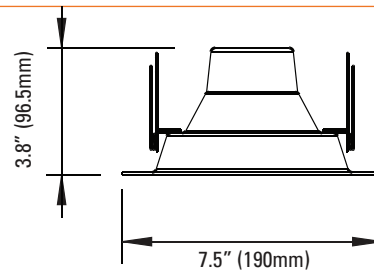
7337 BAEM25-170BC/347-C
(25W Micro Inverter 120-347
with 12" Conduit)

DIMENSIONS

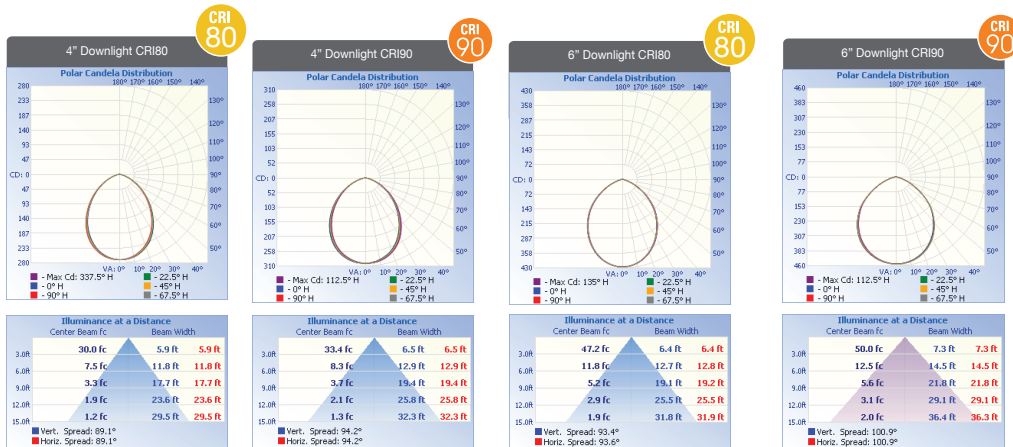
4-inch
0.60-lbs



6-inch
0.90-lbs

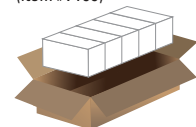


PHOTOMETRICS CHART

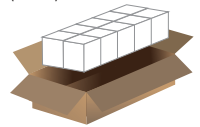


PACKAGE

Case Qty
5 pcs
(item #7199)



10 pcs
(6" RL)



20 pcs
(4" RL)

