

RL LED DOWNLIGHT CRI 90

PROJECT: _____

SCHEDULE: _____ DATE: _____

PREPARE BY: _____

NOTES: _____

DESCRIPTION

naturaLED® Title 24/JA8-2016 Recessed Downlight (CRI90) Retrofits are a simple LED lighting solution to replace 60W to 120W incandescent recessed lamp types. Designed as an energy efficient lighting solution for the industry's most popular 4 to 6 inch recessed downlight fixtures. Easy installation and certified Air-Tight, our retrofit recessed downlights are dimmable, CRI 90 rated and come with an E26 adapter. The 5 to 6 inch model has torsion clips that are adjustable and will easily fit in a 5 or 6 inch recessed can.

APPLICATIONS

Bathroom, Over Mirror, Accent, Residential, Hospitalityes



FEATURES

- Energy Star Certified
- For Damp Location
- Title 24/ JA8
- Certified Air-Tight per ASTM E283-04
- Color Temp: 3000K, 4000K, 5000K
- Voltage: 120V
- Powerfactor >0.9
- Beam Angle: Flood
- Dimmable
- CRI: >90
- Operating temperature: - 4°F - 104°F
- Uniform light distribution and consistent color
- Built-in power connector with adjustable torision clips
- Color: White
- 5 Year Warranty
- Optional for Purchase: GU24 Base, Trims

ACCESSORIES

	GU24 Base
	Trim Options
	E26 Base (Included)

SAMPLE NUMBER LED4RL9-54L930

STYLE	DIAMETER	SERIES	WATTAGE	LUMEN	CRI	COLOR TEMP
LED LED Lighting	4 4-inch	RL Commercial Downlight	9 9 Watt	54L 540 Lumens	9 CRI 90	30 3000K



ORDERING

Watts (W)	Ordering Code	Description	CCT (K)	Lumens (Lm)	Size	Equiv. Wattage (W)	Wet/Damp Location	Energy Star
9	7688	LED4RL9-54L930	3000K	540	4"	60	D	•
9	7689	LED4RL9-54L940	4000K	540	4"	60	D	•
9	7690	LED4RL9-54L950	5000K	540	4"	60	D	•
15	7691	LED6RL15-110L930	3000K	1,100	5/6"	120	D	•

ACCESSORIES (Ordered Separately)

Base



P10029 ADP-RLGU24-N
(GU24 Socket Adaptor)

Round Trim



P10170 RT-4RL9-BK
(Recessed Trim 4" - Black)



P10171 RT-4RL9-CH
(Recessed Trim 4" - Chrome)

P10173 RT-6RL15-BK
(Recessed Trim 6" - Black)

P10174 RT-6RL15-CH
(Recessed Trim 6" - Chrome)

Square Trim



P10176 RTS-4RL9-WH
(Recessed Trim 4" - White)

P10177 RTS-6RL15-WH
(Recessed Trim 6" - White)



P10172 RT-4RL9-CH-WH
(Recessed Trim 4" - Chrome White)

P10175 RT-6RL15-CH-WH
(Recessed Trim 6" - Chrome White)

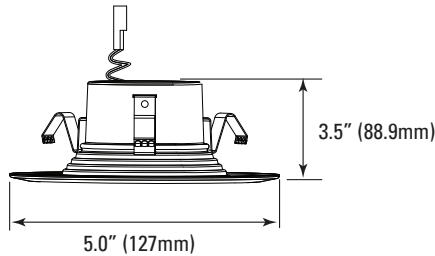
Emergency Driver



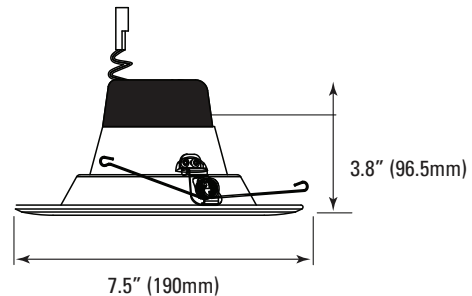
7337 BAEM25-170BC/347-C
(25W Micro Inverter 120-347
with 12" Conduit)

DIMENSIONS

9W (4-inch)
0.93-lbs

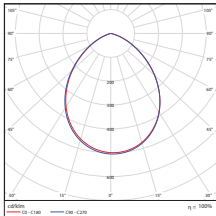


15W (6-inch)
1.19-lbs



PHOTOMETRICS CHART

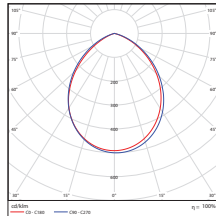
9W (4-inch)
Energy Star



Height	Center Beam Fc	Beam Width
2.0R	49.6 fc	5.0 R
5.0R	12.4 fc	9.9 R
7.0R	5.51 fc	14.9 R
10.0R	3.10 fc	19.8 R
12.0R	1.90 fc	24.8 R
15.0R	1.30 fc	29.8 R

■ Vert. Spread: 89.5°
■ Horiz. Spread: 90.0°

15W (6-inch)
Energy Star

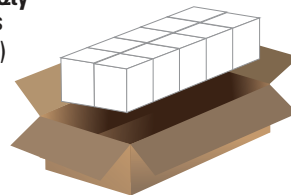


Height	Center Beam Fc	Beam Width
2.0R	80.7 fc	4.9 R
5.0R	20.2 fc	9.9 R
7.0R	8.97 fc	14.8 R
10.0R	5.05 fc	19.7 R
12.0R	3.23 fc	24.7 R
15.0R	2.24 fc	29.6 R

■ Vert. Spread: 89.3°
■ Horiz. Spread: 92.2°

PACKAGE

Case Qty
10 pcs
(6" RL)



Case Qty
20 pcs

