

RL LED DOWNLIGHT CCT5

DESCRIPTION

naturaLED® Recessed Downlight Retrofits offer you an LED lighting solution to replace 60W to 120W incandescent recessed lamp types. Designed as an energy-efficient lighting solution for the industry's most popular 4, 5, 6 inch recessed downlight fixtures. Easy installation with Wet Location certified, our retrofit recessed downlights are dimmable, CRI 90 rated, and E26 adapter included. Available RL in 3000K or multiple temperatures which can easily select: 2700K, 3000K, 3500K, 4000K, or 5000K.

APPLICATIONS

Bathroom, Over Mirror, Accent, Residential, Hospitalities

FEATURES

- Energy Star
- Wet Location
- ETL Listed
- IC Rated
- JA8/Title24
- Color Temp Selectable: 3000K/ CCT5 (27K/30K/35K/40K/50K)
- Voltage: 120V
- Powerfactor >0.9
- Surge Protection:
 - 3000K = 2.5KV
 - CCT5 = 1.5KV
- Beam Angle: Flood
- Dimmable: Incandescent dimming
- CRI: >90
- Operating Temperature:
 - 3000K = 14° - 104°
 - CCT = 5°F - 104°F
- 3 Year Warranty, 35,000 hrs (for Single CCT)
- 5 Year Warranty, 50,000 hrs (for CCT5)
- Optional for Purchase: Emergency Driver

PROJECT:

SCHEDULE:

DATE:

PREPARE BY:

NOTES:



Rated Life 35,000/50,000 Hrs
Warranty 3 / 5 Years

ACCESSORIES




Trims (Black, Bronze, White, Chrome) *



Emergency Driver

*Available for CCT5 models only



CCT SELECTABLE
5 color temperatures with selector switch

CCT: (2700K, 3000K, 3500K, 4000K, 5000K)

SAMPLE NUMBER LED6RL14-110L9CCT5

STYLE	DIAMETER	SERIES	WATTAGE	LUMEN	CRI	COLOR TEMP
LED	6	RL	14	110L	9	CCT5
LED Lighting	5/6 inch	Commercial Recessed Light	14 Watt	1,100 Lumens	CRI 90	Selectable Color Temperature 2700K, 3000K, 3500K, 4000K, 5000K



RL DOWNLIGHT CCT5 & 3000K

CEILING & AREA LUMINAIRES

ORDERING

Watts (W)	Ordering Code	Description	CCT (K)	Lumens (Lm)	Equiv. Wattage (W)	Size	Warranty (yrs)	Wet Location	Energy Star
9	9524	LED4RL9-55L930	3000K	550	60	4"	3	•	•
14	9525	LED6RL14-110L930	3000K	1,100	120	5/6"	3	•	•
10	9526	LED4RL10-75L9CCT5	5CCT	750	80	4"	5	•	•
14	9527	LED6RL14-110L9CCT5	5CCT	1,100	120	5/6"	5	•	•

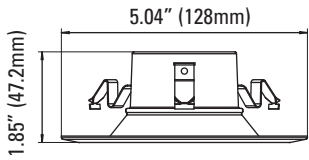
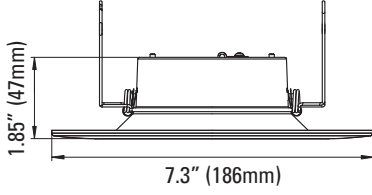
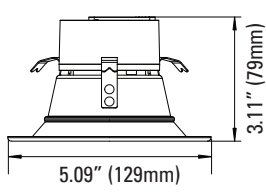
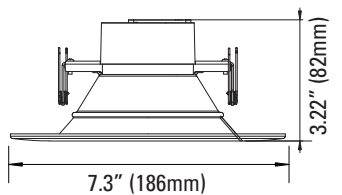
ACCESSORIES (Ordered Separately) *Fits CCT5 Version only

4" Trim for CCT5 Version		Trim- Black P10170 RT-4RL9-BK (Round Trim in Black for #9526)	5/6" Trim for CCT5 Version		Trim- Black P10173 RT-6RL15-BK (Round Trim in Black for #9527)	Trim- Bronze P10404 RT-6RL15-BZ (Round Trim in Bronze for #9527)
		Trim- Chrome P10171 RT-4RL9-CH (Round Trim in Chrome for #9526)			Trim- Chrome P10174 RT-6RL15-CH (Round Trim in Chrome for #9527)	
		Trim- White/ Chrome P10172 RT-4RL9-CH-WH (Round Trim in White/Chrome for #9526)			Trim- White/ Chrome P10175 RT-6RL15-CH-WH (Round Trim in White/Chrome for #9527)	
		Trim- White P10176 RTS-4RL9-WH (Square Trim in White for #9526)			Trim- White P10177 RTS-6RL15-WH (Square Trim in White for #9527)	

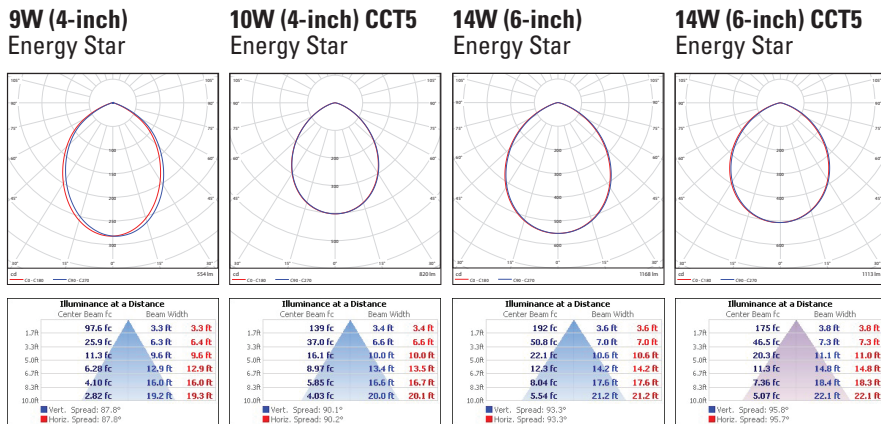
 **Base**
P10029 ADP-RLGU24-N
(GU24 Socket Adaptor)

 **Emergency Driver**
7337 BAEM25-170BC/347-C
(25W Micro Inverter 120-247V
with 12" Conduit 100W CCT3)

DIMENSIONS

<p>9W (4-inch) 0.31-lbs</p> 	<p>14W (6-inch) 0.55-lbs</p> 	<p>10W CCT5 (4-inch) 0.60-lbs</p> 	<p>14W CCT5 (6-inch) 1.60-lbs</p> 
---	---	---	--

PHOTOMETRICS CHART



PACKAGE

