

## VTL VAPOR TIGHT

PROJECT: \_\_\_\_\_

SCHEDULE: \_\_\_\_\_ DATE: \_\_\_\_\_

PREPARE BY: \_\_\_\_\_

NOTES: \_\_\_\_\_

### DESCRIPTION

naturaLED® linear vapor tight is housed in polycarbonate silicon perimeter gasket with brackets for mounting. Engineered for powerful lighting, the IP65-rated LED VaporTight Linear Fixtures are designed to replace fluorescent strip fixtures and can be used in parking garage, corporate campus, education facility, storage facility, car washes, tunnels and stairwell lighting. Using up to 65% less energy and operating for up to 50,000 average life hours, our fixtures comes with a 5-foot extend cable for easy installation.

### APPLICATIONS

Corporate campus, education, healthcare facilities, parking structure, tunnels, car wash, stairwell lighting, meeting rooms, offices, schools, hospitals, hospitalities



### FEATURES

- IP65 Rated
- Color Temp: 4000K, 5000K
- Voltage: 120-277V
- Power Factor: >0.9
- Surge Protection: 2KV
- Beam Angle: 152° (wide); 110° (standard)
- Dimmable: 1-10V
- CRI: >80
- Operating temperature: -22°F - 122°F
- Designed for maximum operation in commercial environments
- Lighter weight housing for easy installation
- Stainless steel hasps and clips
- Built-in microwave motion sensor (optional for purchase)
- Includes 5-foot power cord whip
- 5Year Warranty

SAMPLE NUMBER LED-FXVTL29/48FR/PG/40K-SEN

STYLE	FAMILY	SERIES	WATTAGE	LENGTH/LENS	TYPE	COLOR TEMP	ACCESSORY
LED	FX	VTL	29	48FR	PG	40K	SEN
LED Lighting	Fixture	Vapor Tight Linear	29 Watt	48-inch Frosted	Parking Garage	4000K	Motion Sensor



## ORDERING

Watts (W)	Ordering Code	Description	CCT (K)	Lumens (Lm)	Size	Equiv. Wattage (W)	Beam Angle	IP65 Rating
28	<b>7679</b>	LED-FXVTL29/48FR/PG/40K-SEN	4000K	3,129	4'	2 x 32WT8	152°	•
28	<b>7680</b>	LED-FXVTL29/48FR/PG/50K-SEN	5000K	3,173	4'	2 x 32WT8	152°	•
57	<b>7681</b>	LED-FXVTL58/48FR/PG/40K	4000K	6,718	4'	4 x 32WT8	152°	•
29	<b>7448</b>	LED-FXVTL29/40K	4000K	3,238	4'	2 x 32WT8	110°	•
29	<b>7582</b>	LED-FXVTL29/40K-SEN	4000K	3,238	4'	2 x 32WT8	110°	•
29	<b>7583</b>	LED-FXVTL29/50K-SEN	5000K	3,434	4'	2 x 32WT8	110°	•

## ACCESSORIES

### Emergency Driver



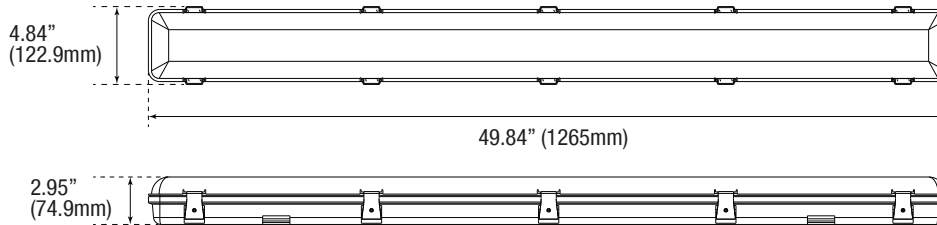
**7336 BAEM4-60BC/MV-A**  
(4W CEC-Compliant LED Emergency Driver 120-277V)



**7334 BAEM15-48BC/MV-A**  
(15W CEC-Compliant LED Emergency Driver 120-277V for item#7681)

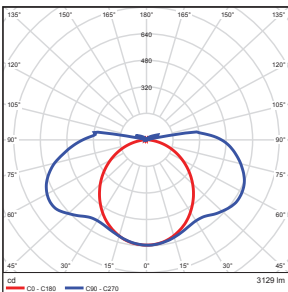
## DIMENSIONS

**4-ft**  
4.74-lbs



## PHOTOMETRICS CHART

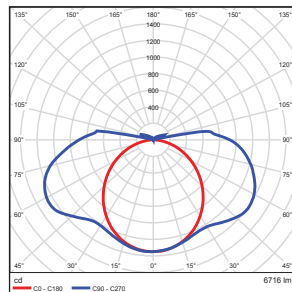
**28/29 Watt - 4'**  
Parking Garage



Center Beam (ft)	Beam Width (ft)
5.0ft: 9.20 fc	21.8 ft: 3.0 ft
10.0ft: 2.30 fc	43.5 ft: 7.6 ft
15.0ft: 1.02 fc	65.3 ft: 11.4 ft
20.0ft: 0.57 fc	87.0 ft: 15.2 ft
25.0ft: 0.37 fc	108.8 ft: 19.1 ft
30.0ft: 0.26 fc	130.5 ft: 22.9 ft

■ Vert. Spread: 130.6°  
■ Horiz. Spread: 41.7°

**57/58 Watt - 4'**  
Parking Garage



Center Beam (ft)	Beam Width (ft)
5.0ft: 23.6 fc	24.4 ft: 5.1 ft
10.0ft: 5.90 fc	48.8 ft: 10.2 ft
15.0ft: 2.62 fc	73.2 ft: 15.2 ft
20.0ft: 1.49 fc	97.5 ft: 20.3 ft
25.0ft: 0.94 fc	121.9 ft: 25.4 ft
30.0ft: 0.66 fc	146.3 ft: 30.5 ft

■ Vert. Spread: 135.4°  
■ Horiz. Spread: 53.8°

## PACKAGE

Case Qty 1 pc

