

PROJECT: _____

SCHEDULE: _____ DATE: _____

PREPARE BY: _____

NOTES: _____

DESCRIPTION

naturaLED® offer various replacement for incandescent lamps. Direct replacement lamps for your decorative lighting, which is free of mercury and lead, UL listed, and Energy Star Certified.

Our candelabra and globe comes in the choice of color temperature: 2700K, 3000K, 5000K to replace your existing incandescent up to 40 watt, saving up to 74% of energy. It is a great value energy efficient lamp, using less energy and lasts up to 25,000 hours average life. Available in two different bases: E12 and E26. naturaLED® lamps are ideal lighting solution for chandeliers lighting, decorative, and any hospitality applications.

APPLICATIONS

Chandelier, Residential, Decorative, Retail, Restaurant, Hospitality

FEATURES

- Energy Star
- Damp Location
- UL Listed
- ColorTemp: 2700K, 3000K, 5000K
- Voltage: 120V
- Power Factor: >0.9
- Dimmable
- CRI: >80
- Operating temperature: - 4°F - 104°F
- Instant on / Uniform and consistent color
- Direct Replacement traditional incandescent design
- Contains no mercury or lead
- 3Year Warranty
- 25,000 hrs rated average life / 15,000 hrs rated avg life (G25)



Rated Life Hours up to 25,000
Warranty 3 Years

SAMPLE NUMBER LED4.5CAB/32L/E12/827

STYLE	WATTAGE	SERIES	LUMENS	BASE	CRI/COLOR TEMP
LED	4.5	CAB	32L	E12	827
LED Lighting	4.5 Watt	Candelabra	325 Lumens	E12 Base	CRI 80 2700K



CANDELABRA/GLOBE

DECORATIVE LAMPS

W=Wet Location / D=Damp Location

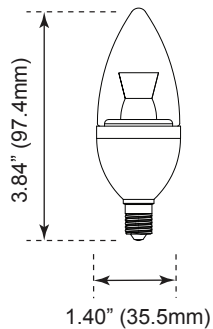
ORDERING

Watts (W)	Ordering Code	Description	CCT (K)	Lumens (Lm)	Base	Equiv. Wattage (W)	Damp Location	Energy Star
4.5	4562	LED4.5CAB/32L/E12/827	2700K	325	E12	40	•	•
5	4563	LED4.5CAB/32L/E12/830	3000K	325	E12	40	•	•
4.5	4564	LED4.5CAB/32L/E12/850	5000K	325	E12	40	•	-
5	5781	LED5CAB/32L/E26/27K	2700K	325	E26	40	•	•
6	5814	*LED6G25/45L/27K	2700K	450	E26	40	•	•

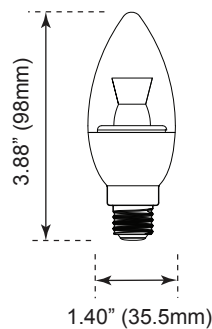
*Rated Hours: 15,000

DIMENSIONS


Candelabra E12 Base
1.13-oz



Candelabra E26 Base
1.92-oz



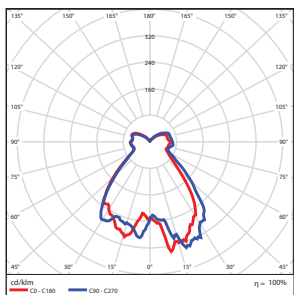
G25 Globe
4.80-oz



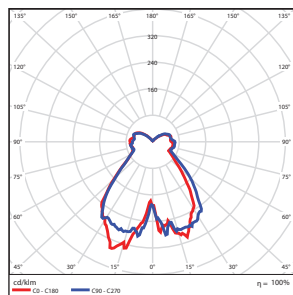
*Rated Hours: 15,000

PHOTOMETRICS CHART

CAB (4.5 Watt)
E12 Base



CAB (5 Watt)
E26 Base



Center Beam ft.	Beam Width	
1.7R	28.3 ft	3.0 ft
3.3R	7.51 ft	5.8 ft
5.0R	3.27 ft	8.8 ft
6.7R	1.82 ft	11.8 ft
8.3R	1.19 ft	14.5 ft
10.0R	0.82 ft	17.6 ft


Vert. Spread: 82.7°
Horiz. Spread: 90.4°

Center Beam ft.	Beam Width	
1.7R	27.6 ft	3.0 ft
3.3R	7.31 ft	5.8 ft
5.0R	3.19 ft	8.8 ft
6.7R	1.77 ft	11.8 ft
8.3R	1.16 ft	14.5 ft
10.0R	0.80 ft	17.6 ft

Vert. Spread: 82.8°
Horiz. Spread: 79.0°

PACKAGE

Case Qty 100 pcs (10 pcs inner case)



Case Qty 20 pcs (10 for inner package)

